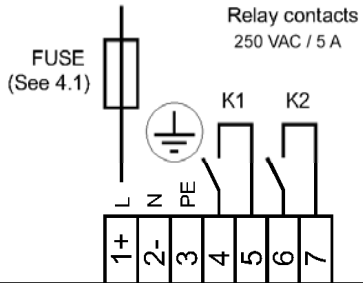
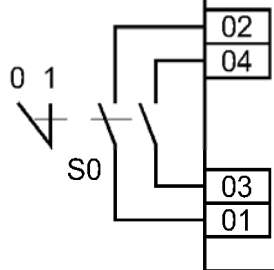


POWER SWITCH



MODEL DST2

SUPPLY VOLTAGE

VAC	VDC	
Phase (L)	+ VDC	1
Neutral (N)	- VDC	2
Earth (PE)	Earth (PE)	3

(See 4.1 Technical features)

OUTPUT SIGNALS

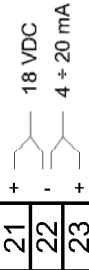
ALARM Min / Max dP.

EMISSION ALARM.

PRESSURE TRANSDUCER

Max dP
10 kPa

- P2 (dP filter clean)
+ P1 (dP filter dirty)



SHIELDED CABLE

LINK TO TRIBO PROBE TC



TRIBO PROBE TC50-xxx

